


900

ANTENAS TV BANDA UHF
TV ANTENNAS UHF BAND
ANTENNES TV BANDE UHF



NEOHD
THE HIGHEST GAIN

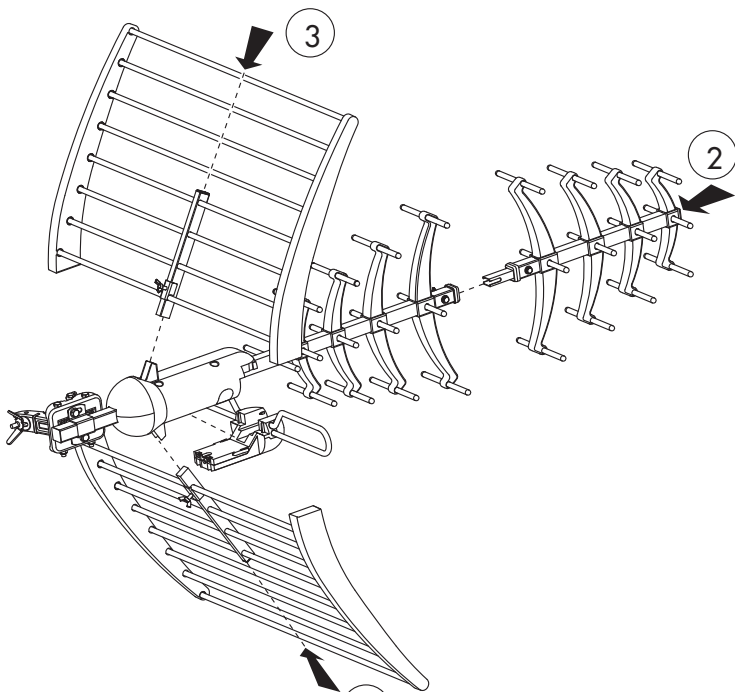
CÓDIGO-CODE-CODE		9000187
MODELO-MODEL-MODELE		NEO-087
Rango de frecuencias Frequency range Gamme de fréquences	MHz	470-694
Canales Channels Canaux		21-48
Ganancia Gain Gain	dBi	18
Relación delante/detrás Front/back ratio Rapport avant/arriere	dB	32
Impedancia Impedance Impédance	Ω	75
Pérdidas de retorno Return loss Pertes de retour	dB	≥ 10
Polarización Polarity Polarisation		HOR /VER
Ángulo de apertura Beam width Angle d'ouverture	$^{\circ}$ H	30
	$^{\circ}$ V	28
Longitud Lenght Longueur	mm	1160
Resistencia al viento Wind loading Résistance au vent	N H	125
	N V	95
Índice de protección Protection index Indice de protection		IP 55

Todas las antenas incorporan simetrizador.
All antennas supplied with matching transformer.
Toutes les antennes ont un symétriseur.

CÓMO MONTAR LA ANTENA

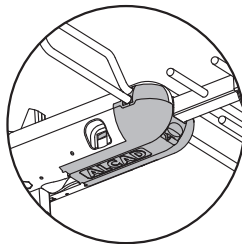
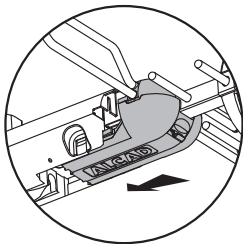
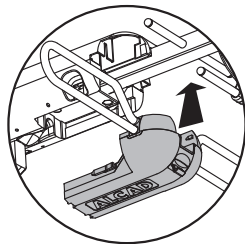
HOW TO MOUNT THE ANTENNA

COMMENT MONTER L'ANTENNE

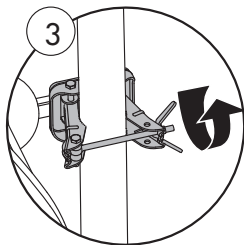
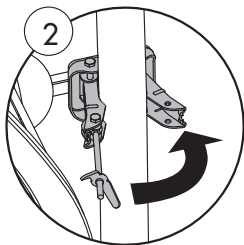
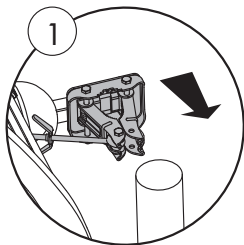
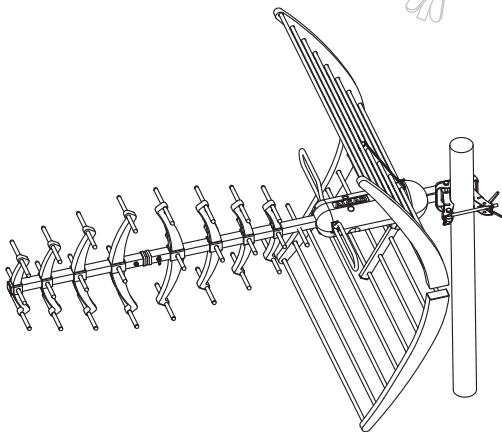
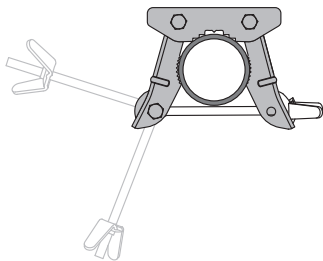
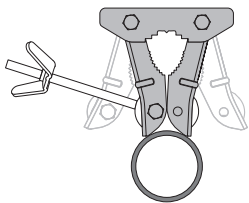


1

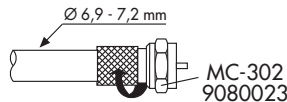
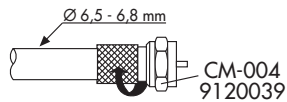
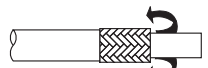
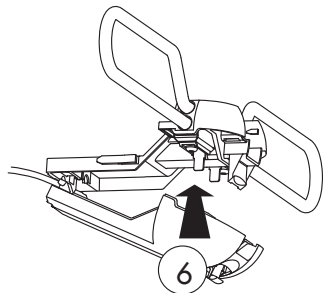
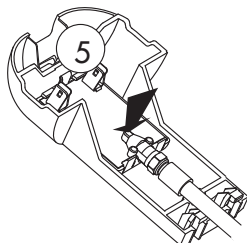
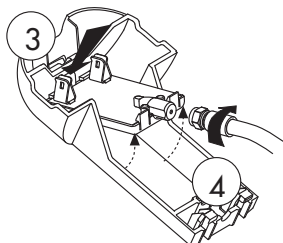
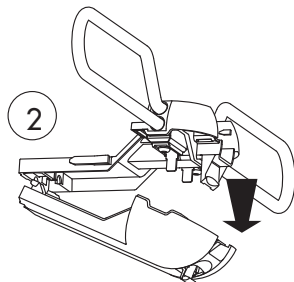
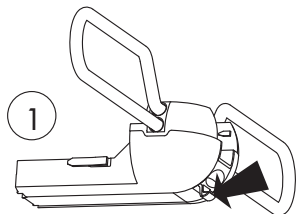
Cómo montar la caja del simetrizador
How to mount the matching transformer
Comment monter le boîtier du symétriseur



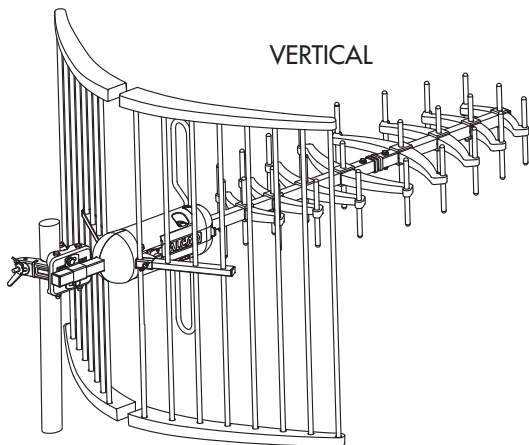
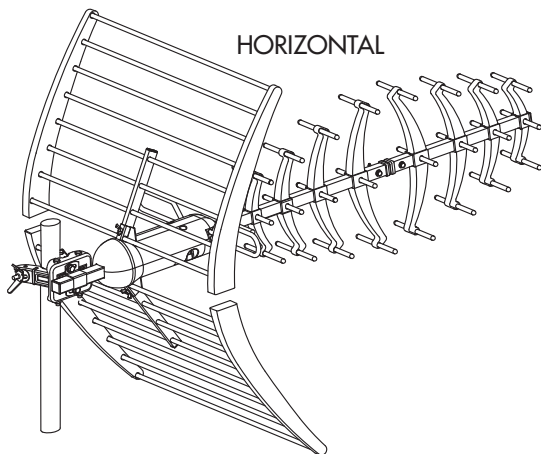
CÓMO FIJAR LA ANTENA AL MÁSTIL
HOW TO ATTACH THE ANTENNA TO THE MAST
COMMENT FIXER L'ANTENNE AU MÂT



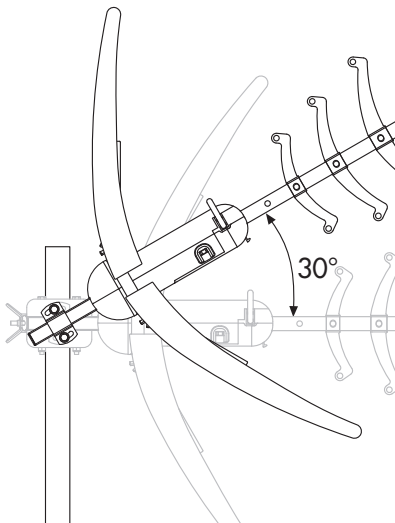
CÓMO CONECTAR EL CABLE COAXIAL EN LA CAJA DEL SIMETRIZADOR
HOW TO CONNECT THE COAXIAL CABLE TO THE MATCHING TRANSFORMER
COMMENT RELIER LE CÂBLE COAXIAL DANS LE BOÎTIER DU SYMÉTRISEUR



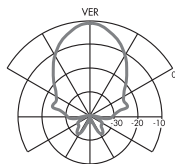
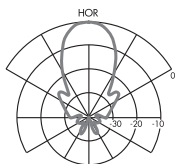
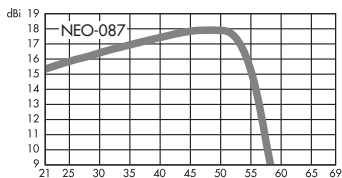
MONTAJE DE LA POLARIDAD HORIZONTAL O VERTICAL
MOUNTING IN EITHER HORIZONTAL OR VERTICAL POLARITY
MONTAGE EN HORIZONTAL OU VERTICAL



AJUSTE DEL ÁNGULO DE ELEVACIÓN
ELEVATION ANGLE ADJUSTMENT
RÉGLAGE DE L'ANGLE D'ÉLEVATION



CURVA DE GANANCIA Y DIAGRAMAS DE RADIACIÓN
GAIN AND RADIATION GRAPHICS
COURBE DU GAIN ET DIAGRAMME DE RAYONNEMENT



Company Name: ALCAD Electronics, S.L.
Company Address: Pol. Ind. Arreche-Ugalde, 1
Apdo. 455
20305 IRUN (Guipúzcoa)
SPAIN

Declares that the products

Model Number: NEO-087
Product Description: 900 Series - TV & Radio antennas
Product Options: Including all options

Are in conformity with:

Safety: EN 60728-11:2012

Comply with the requirements of the Directives:

Low Voltage Directive LVD 2014/35/EU
Electromagnetic Compatibility EMC 2014/30/EU

Supplementary Information:

To comply with these directives, do not use the products without cover and operate the system as specified.



Irún (SPAIN), 21 Dec 2017
Xabier Isasa
General Manager



La versión actual de esta Declaración UE de conformidad está disponible en www.alcad.net
The updated version of this UE Declaration of conformity is available on www.alcad.net
La version actuelle de cette Déclaration UE de conformité est disponible sur www.alcad.net

Especificaciones sujetas a modificación sin previo aviso
Specifications subject to modifications without prior notice
Les spécifications sont soumises à de possible modifications sans avis préalable



ALCAD Electronics, S.L.
Tel. 943 63 96 60
Fax 943 63 92 66
Int. Tel. +34 - 943 63 96 60
info@alcad.net
Apdo. 455 - Pol. Ind. Arreche-Ugalde, 1
20305 IRUN - Spain

www.alcad.net

FRANCE - Hendaye
Tel. + 34 - 943 63 96 60
CZECH REPUBLIC - Ostrovačice
Tel. +420 546 427 059
UNITED ARAB EMIRATES - Dubai
Tel. +971 4 214 61 40
TURKEY - Istanbul
Tel. +90 212 295 97 00



ISO 9001

